

WA23 LUNA


Quick Start Guide

Visit website for specification
wooaudio.com/amplifiers/wa23-luna

Watch product videos here:



Have question?
 email: info@wooaudio.com
 or call: (917)773-8645



In the box:

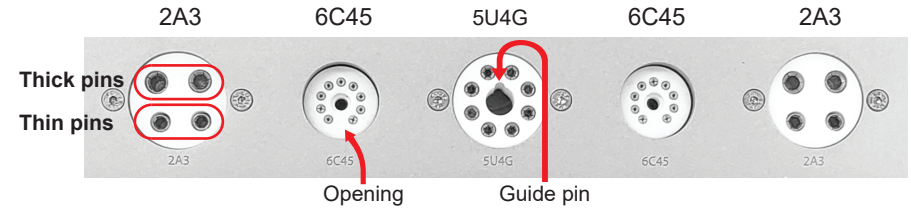
- ① WA23 LUNA Headphone Amplifier/Preamplifier x1
- ② WA23 External Power Supply x1
- ③ Umbilical cord x1
- ④ Complete set of vacuum tubes:
 2A3 (power) x 2, 5U4G/5U3C (rectifier) x 1, 6C45 (driver) x 2
- ⑤ RCA jack grounding caps (pre-installed on CH 2 input)*
 *Must be installed when RCA input is not use.
- ⑥ Quick start guide x1

Note: AC power and audio cables are not supplied




WARNING: Disconnect from AC power before installing or removing the tubes.

Vacuum Tubes Installation

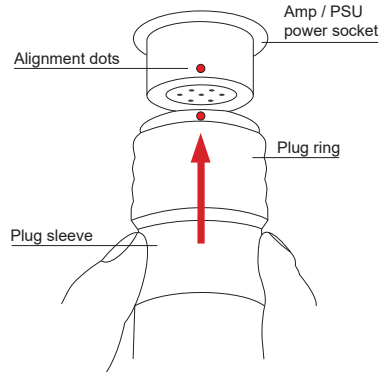
Tube socket alignment indicators



Install tubes below. Be sure to align tube pins to the tube socket alignment indicators

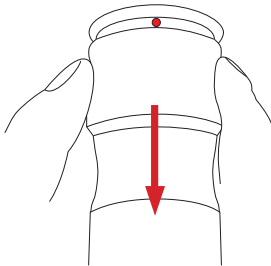
1.  5U4G rectifier x1
2.  6C45 driver tube x 2
3.  2A3 power tube x 2

Connecting umbilical cord



1. Hold the plug sleeve.
2. Align the socket and plug by aligning the two red dots.
3. Insert plug gently into the socket. You should hear a clicking sound when the plug is securely in place.

Disconnecting umbilical cord




1. Grip the plug ring.
2. Pull away from the socket. The ring should retract and release from the socket.

* Never turn the plug ring. It moves backward and forward


* These steps are identical for the Amp and PSU. Both units must be connected prior use.

Do NOT transport amplifier with umbilical cord attached. Disconnect and pack umbilical cord separately.

FRONT



BACK



Highlights

Single-ended, all-tube design (not hybrid), Class A operation

Power tube: 2A3 x 2, driver tube: 6C45 x 2, rectifier tube: 5U4G x 1

Self-biasing amplifier

Headphone amp or preamplifier

Transformer-coupled, Point-to-Point wiring

User selectable HI / LO impedance and HI / LO level for headphone

User selectable output: pre-amp or headphone

ALPS RK50 potentiometer in a brass enclosure

Mundorf Supreme Silver/Gold capacitor for interstage coupling, one per channel (4pcs)

Mundorf MTube capacitors for voltage filter (3pcs)

Polytetrafluoroethylene (PTFE) tube sockets

Compatible headphones (8–600 Ohms)

Inputs: XLR x 1, RCA x 2

Outputs: preamplifier (Pre-out) XLR x 1, headphone outputs: 4-pin XLR and 6.3mm (1/4").

Frequency response: 10Hz to 50KHz

CNC machined aluminum chassis milled out of a solid block of aluminum in an anodized, sand-blasting finish

Color: black and gold

External power supply unit, Voltage: AC 100 - 120V 60HZ or AC220 - 240V, 50HZ, voltage built to destination country

Dimensions:

AMP without tubes: 16" L x 10-5/8" W x 4" H (407mm x 270mm x 102mm)

AMP with tubes installed 16" L x 10-5/8" W x 7" H (407mm x 270mm x 178mm)

PSU: 7" L x 4-1/8" W x 3-1/4" H (178mm x 105mm x 83mm)

Weight: 30 lbs / 13.6 KG

Power consumption: 160 watts

Designed and assembled in New York, USA

Three-year limited warranty [[learn more](#)]